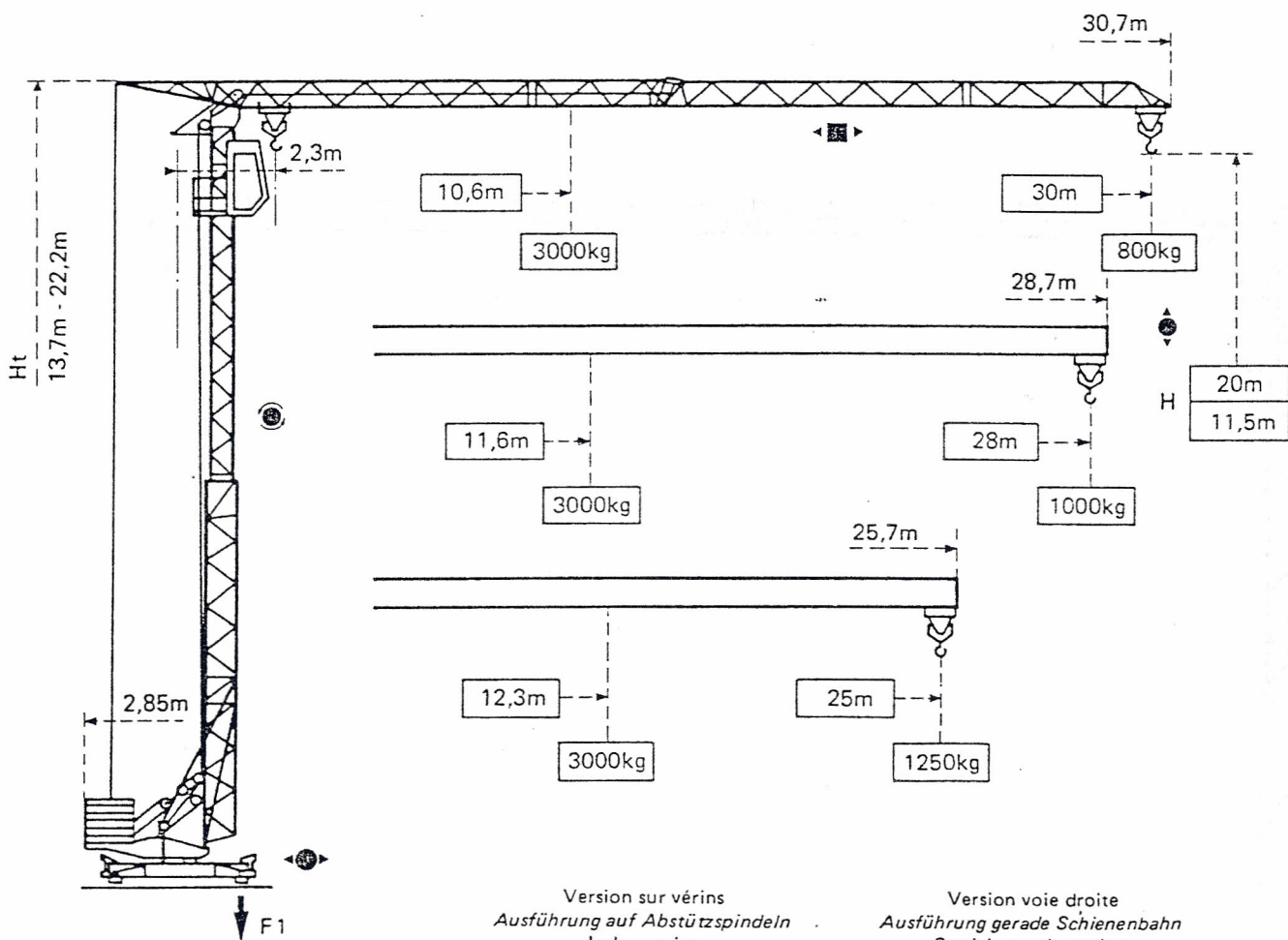


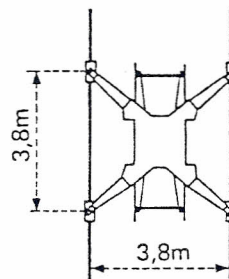
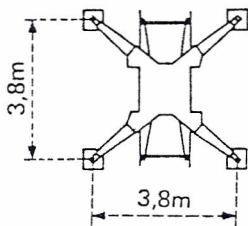
GMR 326 C

POTAIN 




Version sur vérins
Ausführung auf Abstützspindeln
 Jacks version
Versión sobre gato


Version voie droite
Ausführung gerade Schienenbahn
 Straight track version
Versión vía recta




F1 = Réactions *Eckdrücke* Reactions *Reacciones*

F1	● 14,8t	■ 8,7t
	10,7t	


● En service
 ■ Hors service

 A vide sans lest ni train de transport, avec flèche et hauteur maximum.


● In Betrieb
 ■ Ausser Betrieb


 Ohne Last, Ballast und Transportachse, mit Maximalausleger und Maximalhöhe.

● In service
 ■ Out of service

 Without load, ballast or transport axles, with maximum jib and maximum height.


● En servicio
 ■ Fuera de servicio

 Sin carga, sin lastre, ni tren de transporte, flecha y altura máximas.




Flèche Ausleger Jib Flecha

2,3 → 10,6 12 14 16 18 20 22 24 26 28 30 m




3000	2573	2125	1800	1553	1360	1204	1076	969	878	800
------	------	------	------	------	------	------	------	-----	-----	-----

2,3 → 11,6 13 15 17 19 21 23 25 27 28 m



3000	2609	2189	1876	1635	1443	1287	1157	1048	1000
------	------	------	------	------	------	------	------	------	------

2,3 → 12,3 14 16 18 20 22 24 25 m



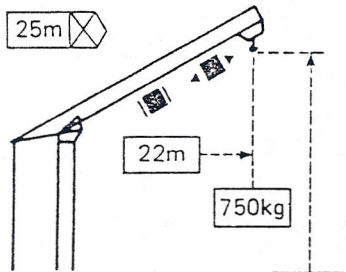
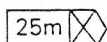
3000	2555	2171	1880	1651	1467	1316	1250
------	------	------	------	------	------	------	------

Flèche relevée

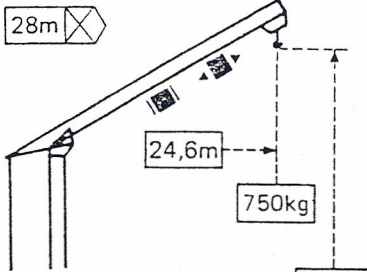
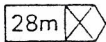
Ausleger in Steilstellung

Luffing jib

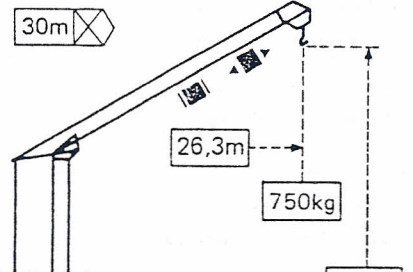

Flecha izada




H 31,3m




H 32,8m



H 33,8m

 Chariot bloqué (toutes positions sur flèche)
 Verriegelte Laufkatze
 Trolley locked
 Carro bloqueado

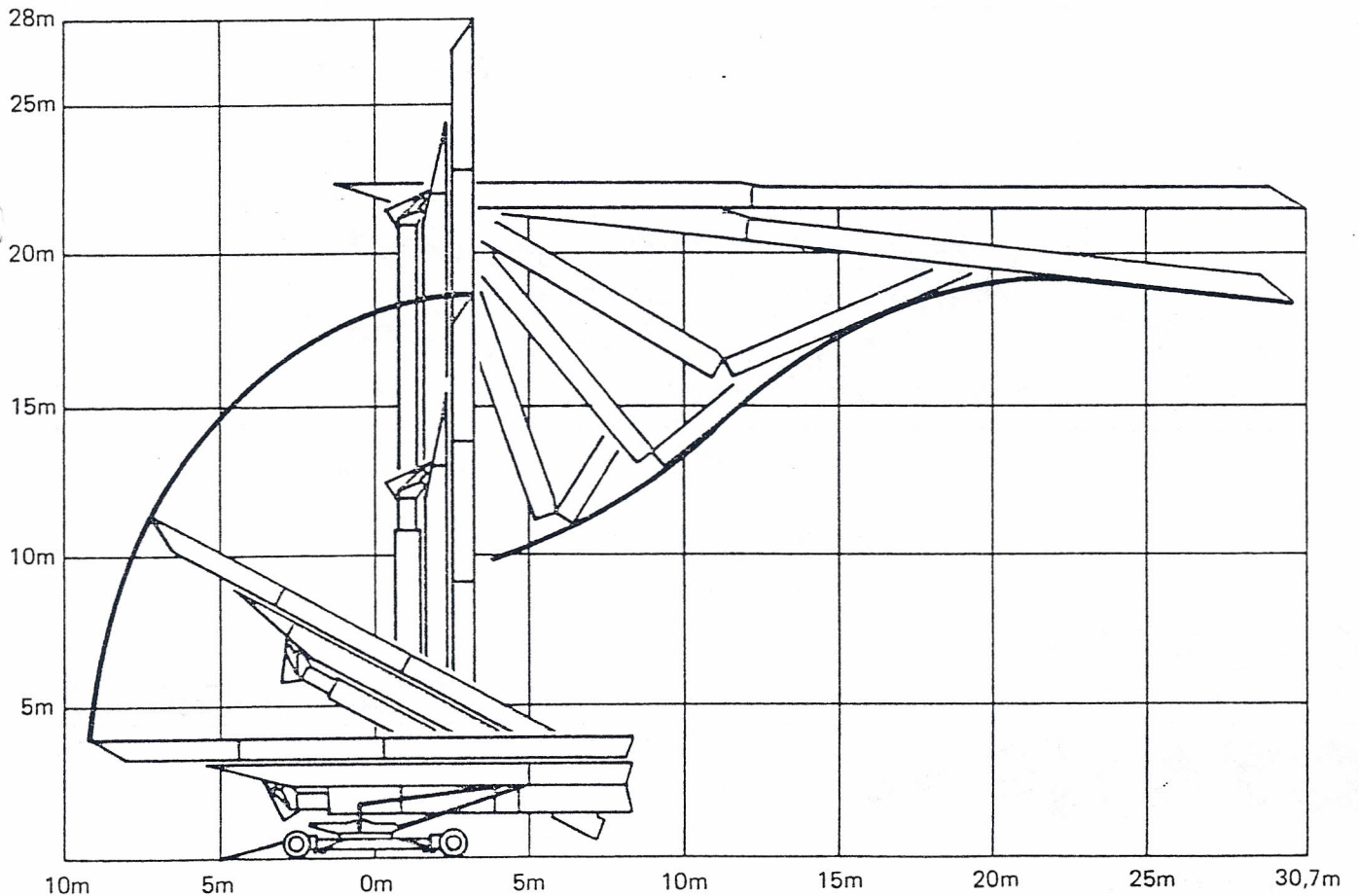
 Chariot distributeur
 Verfahrbare Laufkatze
 Traversing trolley
 Carro distribuidor

Montage

Montage

Erection

Montaje











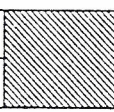






Mécanismes

Antriebe

Mechanisms

Mecanismos

				m/min	kg	ch-PS hp	kW
Levage Heben Hoisting Elevación	15 TDPC 10 			8	1500	5	3,7
				25	1500	15	11
			50	1000			
			4	3000	5	3,7	
				12,5	3000	15	11
				25	2000		
Distribution - <i>Katzfahren</i> Trolleying - <i>Distribución</i>		2 D1 V2	35		4	3	
		2 D2 V2	14 - 42		3	2,2	
Orientation - <i>Schwenken</i> Slewing - <i>Orientación</i>		RCV 20	0 → 1 tr/min U/min-rpm		3	2,2	
Translation - <i>Kranfahren</i> Travelling - <i>Traslación</i>		TVD121	25			2 x 1,4	2 x 1
Réseau - <i>Netzstrom</i> - Mains supply - <i>Red</i>						380V - 50 HZ	
Puissance électrique nécessaire - <i>Anschlusswert</i> - Necessary electric power - <i>Potencia electrica necesaria</i>						20 KVA	
Groupe électrogène - <i>Stromaggregat</i> - Generator set - <i>Grupo electrogeno</i>						*	

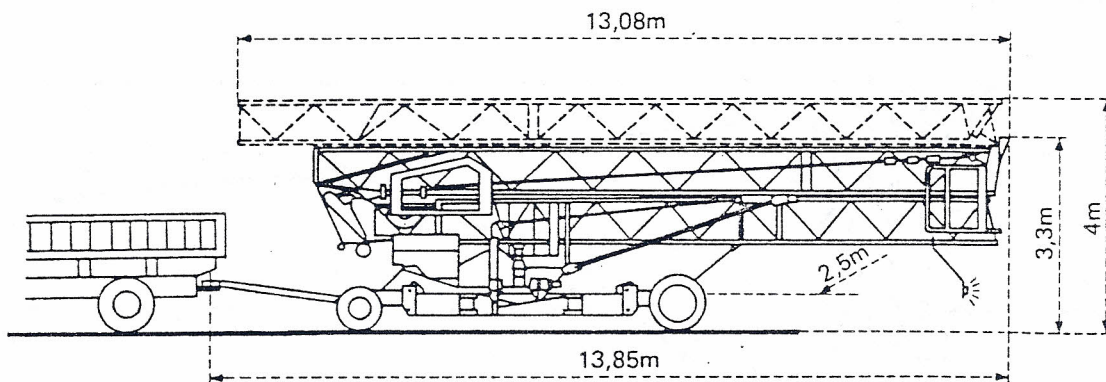
*Nous consulter - *Auf Anfrage* - Consult us - *Consultarnos*

Transport

Transport

Transport

Transporte



Version tractée derrière camion
Ausführung als LKW Anhänger
 Lorry towed version
Versión remolcable detrás de un camión

Version semi-portée : Nous consulter
Ausführung als Sattelaufleger : Auf Anfrage
 Tractor towed version : Consult us
Versión en semi-remolque : Consultarnos

NF E 52081 - 82

DIN 15018 H1 B3



ue de Charbonnières - B.P. 173 F
 32 ECULLY Cedex - FRANCE
 : 78.33.81.81 - Téléc 330 179 - Téléc Export 375 213 F

AIN GmbH 6082 MÖRFELDEN WALLDORF
 endstr. 79-87 - Postfach 420
 06 105 704.0 - Téléc 4.1857 45

GMR 326 C

Réf. 1986.51 KRU 1

Modifications réservées - *Anderungen vorbehalten* - Subject to modifications reserved - *Modificaciones reservadas*
 Printed in France